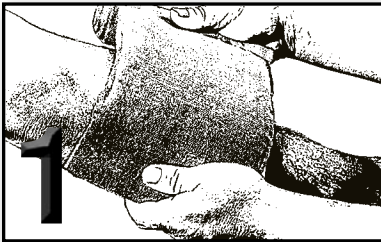


# ETD FOUR INCH & SIX INCH


Emergency Trauma Dressing




## INSTRUCTIONS FOR USE



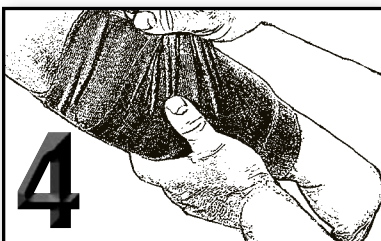
Once your package is open and the bandage has been removed, place the sterile non-adherent pad over the wound and wrap the bandage around the limb.



Pull the ETD™ tight and wrap to cover the pad area by beginning on the edge farthest from the torso.



If you feel you need additional pressure, simply twist the bandage so that the twisted portion of the bandage is over the pad, wrap around the limb, twist back, and finish the wrap.



Secure the ETD on both sides of the elastic with the C-Clasp.

*The Emergency Trauma Dressing, or ETD™ from North American Rescue® is a sterile, latex free pressure dressing equipped with a non-adherent pad & durable C-Clasp securing device. ETDs come packaged in a ruggedized, vacuum sealed pouch with NAR's signature Red Tip Technology® easy-to-open tear notches allowing rapid access to the bandage.*



**NORTH AMERICAN RESCUE™**

[www.NARescue.com](http://www.NARescue.com) • 888.689.6277

PRODUCTS WITH A  
**MISSION®**

REV042116