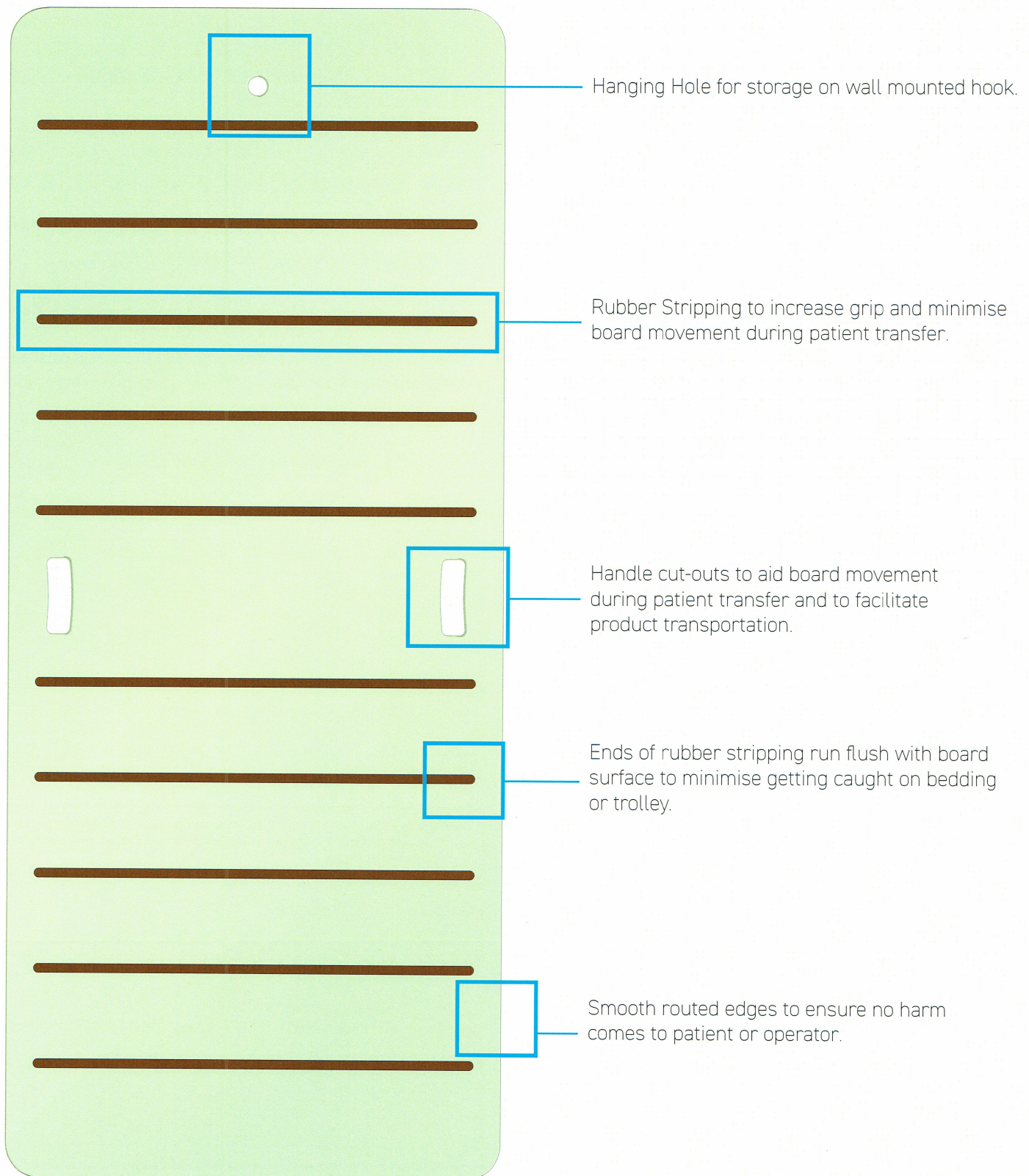


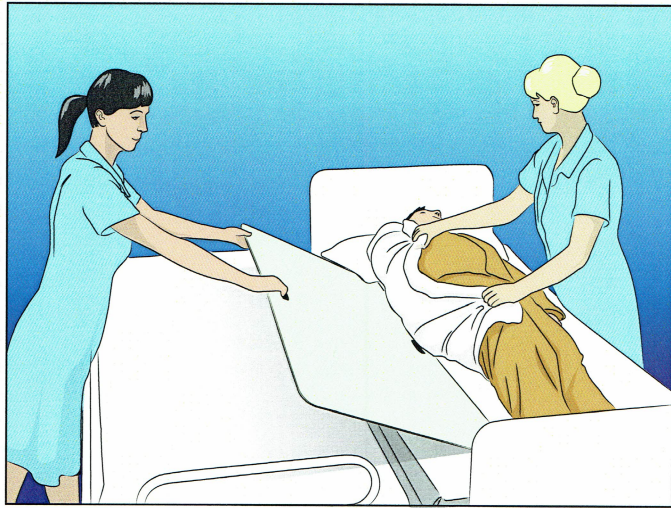
# PATSLIDE®

## *Patient Transfer*

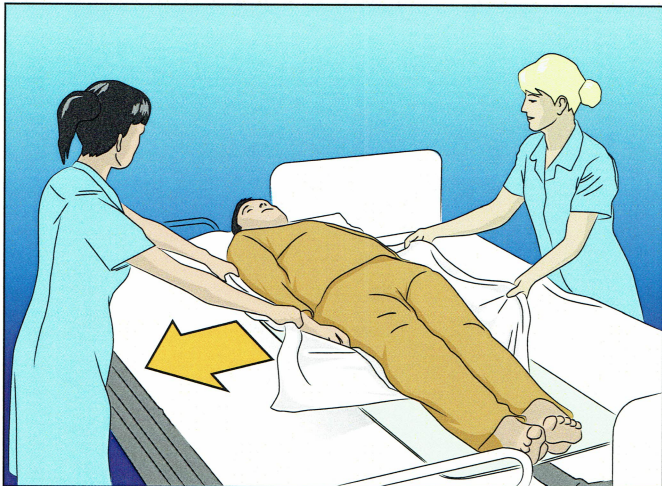


*Patient transfer made easy...*

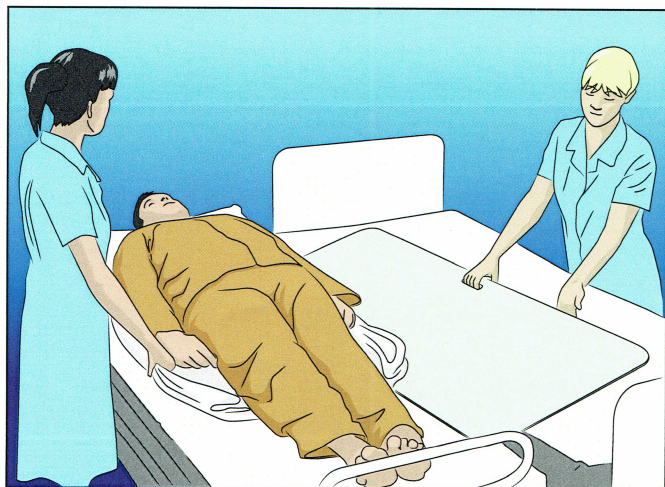
## With the PATSLIDE® Patient Transfer, patients can be transferred in 3 easy steps:



1. The drawsheet beneath the recumbent patient is first loosened on both sides and the receiving trolley is butted against the side of the bed. The person transferring the patient reaches across and grasps the drawsheet at the patient's shoulder and pelvic level and slightly tilts the patient towards him/herself. The receiving person slips the edge of the PATSLIDE® Patient Transfer beneath the patient who is then lowered.



2. The PATSLIDE® Patient Transfer is beneath the drawsheet and is resting partially on both the trolley and the bed, creating a smooth bridge. The receiving person grasps the drawsheet at the thoracic and mid-femoral levels and draws the patient towards him/herself as the transferring person assists with a gentle lift. The patient slides comfortably and easily to the centre of the trolley.



3. The PATSLIDE® Patient Transfer is now gripped by the carry handle and withdrawn. The transfer has been completed and with a minimum of patient discomfort.

## PATSLIDE® is:

- Safe and easy to use
- Static Insulative
- Lightweight and Resilient
- Radio-Lucent
- Highly Impact Tolerant
- Easy to clean
- Maintenance Free

When you consider the number of patient transfers made daily and the effort involved, a PATSLIDE® becomes an essential part of hospital equipment in Wards, Casualty, Operating Theatres, Radiology, in fact, anywhere that speed and ease of operation is needed.


PATSLIDE® not only makes the job easier and safer, but also reduces the risk of injury to nursing staff when transferring patients.

The distress and discomfort that patients can experience when being transferred is also eliminated.

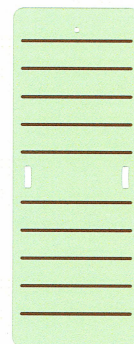
PATSLIDE® has proven itself through daily use in hospitals around the world. This unique product has reduced the incidence of back strain occurring during patient transfer; a factor which previously contributed to many lost working hours and long-term staff disability.

PATSLIDE® is available in the following sizes:

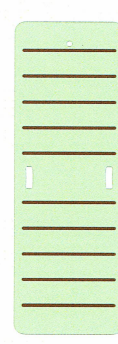
ALL PURPOSE  
1525mm x 635mm




THEATRE  
1525mm x 560mm



SLIMLINE  
1400mm x 480mm



DUO-SET (2 PIECE)  
750mm x 635mm each



PATSLIDE - Safe Working Load (SWL) is dependant upon and limited to the SWL of the beds/trolleys that are being employed. PATSLIDE® is not designed to be a lifting/carrying device.

Manufactured in Australia by:

**briggatemedicalcompany**

A Division of Drewson International Pty Ltd

P O Box 513, Braeside, Victoria 3195

Telephone: +61 3 8586 7800 Facsimile: +61 3 8586 7888

Distributed by:

PATSLIDE IS A REGISTERED TRADEMARK